



# SUMMER VACATION



**JYANTI PRASAD DAV PUBLIC SCHOOL**  
GARHI JHANJHARA ROAD, GANOUR  
(UNDER THE DIRECT CONTROL OF DAV CMC, NEW DELHI)



*HOLIDAYS' HOMEWORK*

*SESSION 2024-25*

*CLASS -I*

FOR ANY QUERY CONTACT: **0130-2450641**

A fully English medium and the best school in area for  
all round development of students.

**TOGETHER WE CAN**

**FROM JUNE 01, 2024 TO JUNE 30, 2024**

## **Dear parents**

*We wish you a very happy and fruitful time with your children. Summer vacation is the most awaited time for the students as they want to play, enjoy and relish with their friends, neighbours and relatives. This is a time for them to stay away from the mundane schedule of daily life. They want to enjoy it in leaps and bounds. But we request you to keep their energy channelised. You should be a part of their enjoyment but time and again a check is required. Now it's your responsibility to make them stay connected with their studies along with fun and frolic & encourage them to do their homework in a neat and tidy manner.*

### **Here are some of the suggested activities that you can do as a family:**

- 1. Prepare a well-being plan for self.*
- 2. Stick to routines or starting new ones.*
- 3. Get up and go to sleep at regular times.*
- 4. Help them explore new hobbies and interest.*
- 5. Do karaoke, read, solve puzzles, play board games, etc.*
- 6. Keep a gratitude journal. Writing down three things you are grateful for every day. Congratulate yourself and others on having a "MEGA DAY".*
- 7. Take out time for Reading, Music, Dance, Singing, and Laughing.*
- 8. Set Challenges- Encourage each other to take up new activities and complete them.*
- 9. Be Creative with Space- Find a corner in the house and allow yourself and your children to decorate it.*
- 10. Involve your children in household activities also.*
- 11 Learn foreign languages through online courses available.*
- 12. Take them for outing to place of their interest & let them explore the world.*
- 13. Communicate with your children and let them know you fully.*

*As parents you are requested to keep a watchful eye on your children and stop them from engaging in :*

- 1. Excessive use of mobile phones.*
- 2. Playing online games*
- 3. Spending a lot of time alone away from family members.*

**Be Safe**



*We're doing our homework to make sure we're prepared. - Gary Gait*

*Thomas A. Edison says "Genius is one percent inspiration and ninety-nine percent perspiration. As a result, a genius is often a talented person who has simply done all of his homework."*

**General Instructions:**

- 1. Do your Homework in a separate 3 in 1 notebook (classes 1 and 2) & cover it properly.*
- 2. Do your Homework in separate 10 rs/- notebooks subject wise (classes 3 to 12) & cover it properly.*
- 3. Mention your details on your holiday's homework.*
- 4. Start your homework from very beginning of holidays to avoid stress and ensure high quality work as it has been assigned.*
- 5. Dedicate a specific time each day on your homework.*
- 6. Choose a dedicated area that is free from distraction to focus on your work.*
- 7. Present your homework in a neat and logical manner.*
- 8. Use clear handwriting, proper formatting and consistent spacing.*

**Note:**

- The best holiday homework of each class will be awarded.*
- It is a part of internal assessment for the final examination.*

**WARM REGARDS**

**PRINCIPAL**

# ENGLISH

1. **ENGLISH READER - CH- 1 TO 6 – Learn New words, Back Exercise**
2. Learn and write question answer.
3. **ENGLISH PRACTICE BOOK - Revise all pages and concept done till date.**
4. **Do worksheet -1,2,3,4**
5. **Paste pictures of ee ,ll, oo sound words in Scrap book.**
6. **Activity**  
**Make four-four flash cards with ch, sh, th, sound words.**  
**Take help from (Pg-18,22,26)**

# HINDI

1. भाषा माधुरी - पाठ - 1 से 5 का पाठन अभ्यास करो व पाठ - 1 से 5 के प्रश्न उत्तर व कठिन शब्द याद करें ।
2. आ , इ, ई (ा,ि,ी) मात्रा के 10-10 प्रतिदिन कॉपी में लिखकर अभ्यास करें ।
3. Do worksheet- 5,6,7,8

## 4. गतिविधि-

### कविता गायन का समय

" किसी भी विषय पर एक कविता याद करें और कविता से संबंधित कठपुतलियाँ बनाएं। ग्रीष्म अवकाश के बाद हिंदी कविता सुनाने की प्रतियोगिता होगी (तिथि की घोषणा बाद में की जाएगी)।

# MATHS

**1. Write and learn tables 2 to 6. (2 times)**

**2. Write and learn Number names 1 to 20. (2 times)**

**3. Do worksheet- 9,10,11,12**

## Activity

**Draw a number line on a A-4 sheet and laminate it.**

# EVS

**1. Write and learn Q/Ans. of Ch-1,2**

**2. Learn book exercise of ch-1,2**

**3. Do worksheet- 13,14,15,16**

**4. Paste any 10 parts of body pictures in **Scrap book.****

## **5. PROJECT**

**Prepare any one creative and unique prop/cutout of the given food items according to your roll number and learn 5-7 lines on it**

**Roll no. (1-7) (fruits- like pear, apple , mango, watermelon and others)**

**Roll no. (8-14) (fruits like- banana, grapes, pineapple and others)**

**Roll no. (15-22) (vegetables like-pumpkin, brinjal, tomato and others)**

**Roll no. (22-29) (vegetables like-lady finger, peas and others)**

# **MORAL EDUCATION**

**Read ch-1,2,3 and 4**

**G.K.**

**Learn assignment -1 to 5**

## **DRAWING**

**1 Step by step: Complete pg- 39,40**

**2 Project work**

**Father's Day is observed on the third Sunday of June. It honours all fathers, grandfathers and father figure for their contribution. So, on this Father's Day**

- a. Prepare any one greeting card.**
- b. Write your own little message on the card.**
- c. Gift this to your father on Father's Day.**

**Get a picture clicked with dad and send to your class teacher.**



**JP DAY PUBLIC SCHOOL,  
GARHI JHANJHARA ROAD  
( GANOUR)**

**SUMMER HOLIDAYS  
HOMEWORK**

**CLASS - I**

**WORKSHEETS**

**SESSION - 2024-25**



# JP DAV PUBLIC SCHOOL, GANAUR

## CLASS-1 (2024-25)

NAME: \_\_\_\_\_

ENGLISH WORKSHEET

CLASS- I

### WORKSHEET-1

Look at the picture given below and fill in the blanks with in, on, under-



1. The sun is \_\_\_\_\_ the sky.
2. The boy stands \_\_\_\_\_ the tree.
3. The apples are \_\_\_\_\_ the tree.
4. The fish is \_\_\_\_\_ the water.
5. The butterfly is \_\_\_\_\_ the bush.

COLOUR THE GIVEN PICTURE

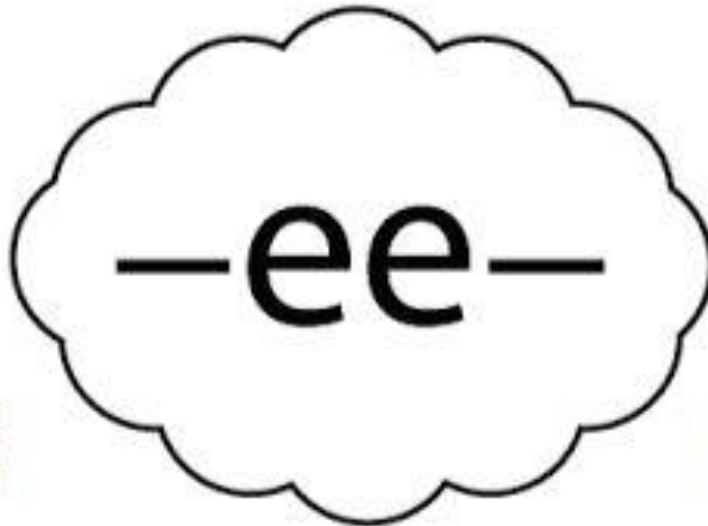


## WORKSHEET-2

Look and write ee sound words with the help of help box, also fill the colours in pictures.

(greet, sweet, sleep, sheep, queen, teeth, wheel, sweep)

### Look and Write – 'ee' Phonic 5 letter words



WORKSHEET-3

Colour the fruits and write the names according to numbers.

# Fruits

1

2

3

4

5

6

7

8

9

10

1

2

3

4

5

6

7


8

9

10

WORKSHEET-4

Read and colour oo sound words stars.



NAME: \_\_\_\_\_

HINDI WORKSHEET

CLASS- I

## WORKSHEET-5

नाम \_\_\_\_\_ विभाग \_\_\_\_\_ दिनांक \_\_\_\_\_

**चित्र पहचानो और सही गोले में रंग भरो -**



लड़का

बाला



माथा

हाथ



नाक

बाल



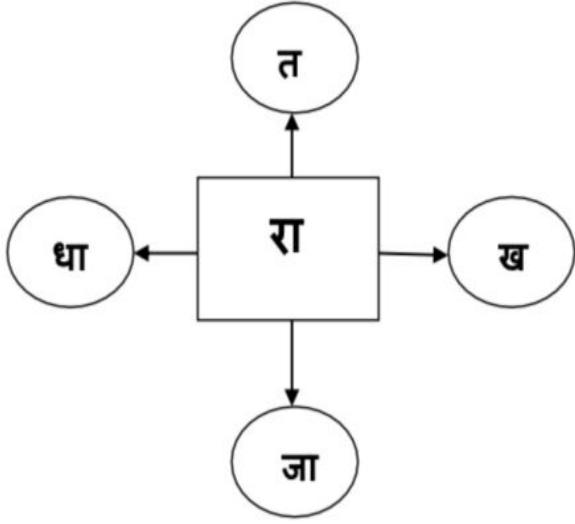
नहाना

कसरत

## WORKSHEET-6

नाम \_\_\_\_\_ विभाग \_\_\_\_\_ दिनांक \_\_\_\_\_

आओ नए शब्द बनाएँ-

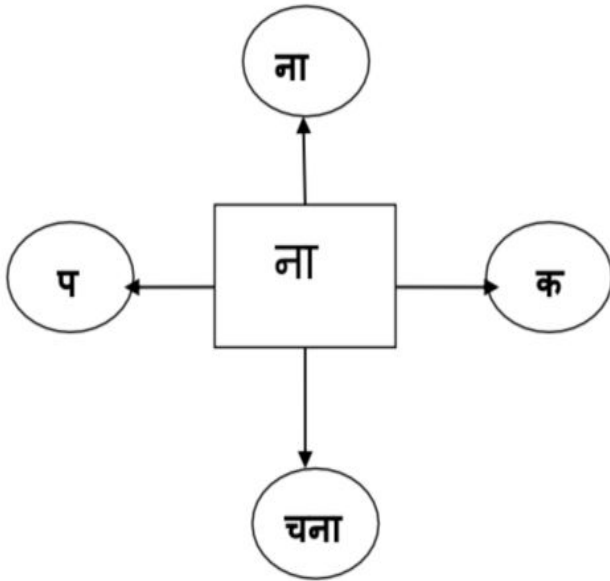


---

---

---

---



---

---

---

---

WORKSHEET-7

# ‘आ’ मात्रा अनुच्छेद

चित्रों के नाम लिखकर अनुच्छेद पूरा करो।

(अध्यापिका / अभिभावक पढ़कर मदद करें।)

एक  ..... था। घर की   
..... पर  ..... के पेड़ की छाया  
थी। राम छाया में बैठकर  .....  
पढ़ता था। एक बार एक  .....  
राम के ऊपर गिरा। राम के  .....  
खराब हो गए। राम  ..... पर  
जाकर नहाया। फिर  .....  
छा गए। पानी बरसा। राम ने बारिश में  
एक  ..... रख दिया। टब  
भर गया।



शब्दों को पढ़कर सही स्थान पर लिखिए



इ 'ि' की मात्रा

1. \_\_\_\_\_
2. \_\_\_\_\_
3. \_\_\_\_\_
4. \_\_\_\_\_

ई 'ी' की मात्रा

1. \_\_\_\_\_
2. \_\_\_\_\_
3. \_\_\_\_\_
4. \_\_\_\_\_

NAME: \_\_\_\_\_

MATHS WORKSHEET

CLASS- I

## WORKSHEET-9

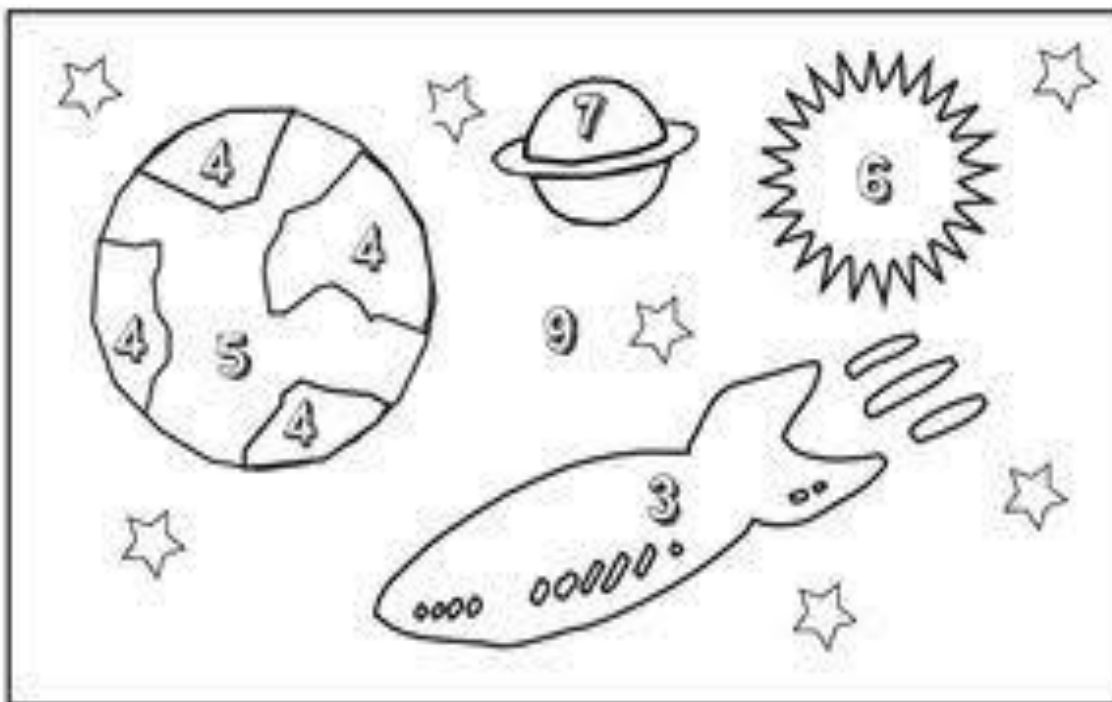
# Coloring Addition

Find the answer to each problem, then use the numbers to color the picture.

$7+2 = \underline{\quad}$  black       $3+2 = \underline{\quad}$  blue

$5+1 = \underline{\quad}$  orange       $6+1 = \underline{\quad}$  yellow

$2+2 = \underline{\quad}$  green       $3+0 = \underline{\quad}$  red



## WORKSHEET-10



**What comes before**

30

74

81

97

13

44

**What comes after**

49

10

16

28

21

79

**Write the numbers that come before and after**

	40	
	29	
	37	
	51	
	69	
	80	

Write the expanded form of each number.

$85 \quad \underline{80} + \underline{5}$

$68 \quad \underline{\quad} + \underline{\quad}$

$56 \quad \underline{\quad} + \underline{\quad}$

$83 \quad \underline{\quad} + \underline{\quad}$

$94 \quad \underline{\quad} + \underline{\quad}$

$26 \quad \underline{\quad} + \underline{\quad}$

$42 \quad \underline{\quad} + \underline{\quad}$

$64 \quad \underline{\quad} + \underline{\quad}$

$39 \quad \underline{\quad} + \underline{\quad}$

$13 \quad \underline{\quad} + \underline{\quad}$

$21 \quad \underline{\quad} + \underline{\quad}$

$97 \quad \underline{\quad} + \underline{\quad}$

$52 \quad \underline{\quad} + \underline{\quad}$

$78 \quad \underline{\quad} + \underline{\quad}$

$75 \quad \underline{\quad} + \underline{\quad}$

$59 \quad \underline{\quad} + \underline{\quad}$















$95 \quad \underline{\quad} + \underline{\quad}$

$18 \quad \underline{\quad} + \underline{\quad}$

# Number Names and Numerals

Count each object in the picture and write its numeral and number name. Colour the picture.



	4	Four			<input type="text"/>	
	<input type="text"/>				<input type="text"/>	
	<input type="text"/>				<input type="text"/>	
	<input type="text"/>				<input type="text"/>	
	<input type="text"/>				<input type="text"/>	
	<input type="text"/>				<input type="text"/>	
	<input type="text"/>				<input type="text"/>	

NAME: \_\_\_\_\_

EVS WORKSHEET

CLASS- I

## WORKSHEET-13

Colour the given picture and analysis parts of body.

### My Body



❖ Some parts of our body are in pairs while some are single. Separate them into single and pairs. Write in the boxes given below:

eyes	hands	neck	legs
tongue	chin	mouth	cheeks
nose	lips	ears	feet

Single	Pairs

## WORKSHEET-14

TOPIC – Keeping Clean

Fill in the blanks with the help of picture clues and help box:

Tooth Brush	Soap	Hanky	Water
Tooth Paste	Towel	Nail- cutter	Comb

1. we use \_\_\_\_\_  and \_\_\_\_\_   
to clean our body.

2. we use \_\_\_\_\_  to cut short our nails.

3. we use \_\_\_\_\_  to keep our hair tidy.

4. we use a \_\_\_\_\_  to blow our nose.

5. we use clean \_\_\_\_\_  to wipe our body.

6. we use \_\_\_\_\_  and \_\_\_\_\_

 to clean our teeth.

# Good Habits

Q: Fill in the blanks with correct answers using the word bank:

exercise daily , brush your teeth , eat vegetables , take bath , sleep early , wash hands



---



---



---



---



---



---

**Q 1. Write True or False-**

1. We taste the mango with our tongue. \_\_\_\_\_

2. I see the colourful kites with my ears. \_\_\_\_\_

3. We have five sense organs. \_\_\_\_\_

4. I hear the sound of doorbell with my nose. \_\_\_\_\_

5. I feel with my skin. \_\_\_\_\_

**Q 2. Circle the odd one out-**

1.



2.



3.

