

# SUMMER VACATION



**JYANTI PRASAD DAV PUBLIC SCHOOL**  
GARHI JHANJHARA ROAD, GANOUR  
(UNDER THE DIRECT CONTROL OF DAV CMC, NEW DELHI)



*HOLIDAYS' HOMEWORK*

*SESSION 2024-25*

*CLASS IV*

FOR ANY QUERY CONTACT: **0130-2450641**

A fully English medium and the best school in area for  
all round development of students.

**TOGETHER WE CAN**

**FROM JUNE 01, 2024 TO JUNE 30, 2024**

## ***Dear parents***

*We wish you a very happy and fruitful time with your children. Summer vacation is the most awaited time for the students as they want to play, enjoy and relish with their friends, neighbours and relatives. This is a time for them to stay away from the mundane schedule of daily life. They want to enjoy it in leaps and bounds. But we request you to keep their energy channelised. You should be a part of their enjoyment but time and again a check is required. Now it's your responsibility to make them stay connected with their studies along with fun and frolic & encourage them to do their homework in a neat and tidy manner.*

### ***Here are some of the suggested activities that you can do as a family:***

- 1. Prepare a well-being plan for self.*
- 2. Stick to routines or starting new ones.*
- 3. Get up and go to sleep at regular times.*
- 4. Help them explore new hobbies and interest.*
- 5. Do karaoke, read, solve puzzles, play board games, etc.*
- 6. Keep a gratitude journal. Writing down three things you are grateful for every day. Congratulate yourself and others on having a "MEGA DAY".*
- 7. Take out time for Reading, Music, Dance, Singing, and Laughing.*
- 8. Set Challenges- Encourage each other to take up new activities and complete them.*
- 9. Be Creative with Space- Find a corner in the house and allow yourself and your children to decorate it.*
- 10. Involve your children in household activities also.*
- 11 Learn foreign languages through online courses available.*
- 12. Take them for outing to place of their interest & let them explore the world.*
- 13. Communicate with your children and let them know you fully.*

*As parents you are requested to keep a watchful eye on your children and stop them from engaging in :*

- 1. Excessive use of mobile phones.*
- 2. Playing online games*
- 3. Spending a lot of time alone away from family members.*

**Be Safe**



*We're doing our homework to make sure we're prepared. - Gary Gait*

*Thomas A. Edison says "Genius is one percent inspiration and ninety-nine percent perspiration. As a result, a genius is often a talented person who has simply done all of his homework."*

**General Instructions:**

- 1. Do your Homework in a separate 3 in 1 notebook (classes 1 and 2) & cover it properly.*
- 2. Do your Homework in separate 10 rs/- notebooks subject wise (classes 3 to 12) & cover it properly.*
- 3. Mention your details on your holiday's homework,*
- 4. Start your homework from very beginning of holidays to avoid stress and ensure high quality work as it has been assigned.*
- 5. Dedicate a specific time each day on your homework,*
- 6. Choose a dedicated area that is free from distraction to focus on your work,*
- 7. Present your homework in a neat and logical manner.*
- 8. Use clear handwriting, proper formatting and consistent spacing.*

**Note:**

- The best holiday homework of each class will be awarded.*
- It is a part of internal assessment for the final examination.*

**WARM REGARDS**  
**PRINCIPAL**

## English

1. Write down 30 difficult words from the chapter . A True Friend Chapter. Mix up at birth
2. Write any 5 Collective Noun on five different pieces of cardboard , paste colourful paper on it and make hanging from it  
( Roll number 1 to 20 )
3. Cut two balloons/ kite shaped colourful paper. Write some **Homophones** on one paper balloon  
Write some **Opposite words** the other paper balloon. ( Roll number 21 to 39 )
4. Write 10 lines about the time is spent with your family show your feelings and the qualities you like of the members of your family .
5. Do 5 pages of writing.
6. Read one page daily of your book to improve your Reading Skill.

**Note .... Use separate notebook of 10 rupees for English work.  
Revise all the work done in the class .**

## Assignment

**Fill in the blanks with the opposite gender of the noun given in the brackets.**

1. His \_\_\_\_\_ is five years old. (nephew)
2. My \_\_\_\_\_ tells me stories. (grandmother)
3. My \_\_\_\_\_ and I play together. (brother)
4. A huge \_\_\_\_\_ stood in the middle of the road. (cow)
5. My \_\_\_\_\_ took us to the zoo. (mother)
6. The \_\_\_\_\_ wore a black coat. (waitress)
7. The \_\_\_\_\_ sat quietly in the dark room. (prince)
8. The \_\_\_\_\_ welcomed the singer in his court. (queen)
9. The \_\_\_\_\_ galloped down the valley. (mare)
10. His \_\_\_\_\_ is fond of buying shoes. (aunt)
11. The \_\_\_\_\_ is the king of the jungle. (lioness)
12. A lovely \_\_\_\_\_ flew into my garden. (peahen)
13. The \_\_\_\_\_ was chasing the rabbit. (vixen)
14. My neighbour's \_\_\_\_\_ is wearing a red hat today. (son)
15. I read a story about a famous \_\_\_\_\_ (empress)

## Hindi

नोट- अप्रैल और मई के महीने में करवाया गया सारा लेखन कार्य याद करें और रफ उत्तर पुस्तिका में लिखकर अशुद्धियों की जाँच करें।

\* नीचे दिए गए शब्दों के द्वारा वाक्य बनाएं-

सुबह-सुबह , उधर ,समान, सुखी, कहा,काटा,  
बसंत, पर्व, प्रार्थना, मिठाइयाँ

\* प्रतिदिन हिंदी पुस्तक से एक पेज पढ़ें और उससे संबंधित कोई पाँच कठिन शब्द प्रतिदिन लिखें।

\* भाषा अभ्यास पुस्तक में आए वचन बदलो शब्दों को A4 शीट पर चित्र की सहायता से प्रदर्शित करें।




\* नीचे दिए गए वाक्यों में से संज्ञा (नाम वाले) शब्दों पर लाल रंग और क्रिया (काम वाले) शब्दों पर नीले रंग से गोला लगाएं।

-राम आम खाता है।

- गीता बाजार जा रही है।
- शेर दहाड़ता है।
- बगीचे में पक्षी दिखाई दे रहे हैं।
- बच्चे कक्षा में पढ़ रहे हैं।
- सोहन पुस्तक पढ़ रहा है।
- अध्यापिका बच्चों से पाठ सुन रही है।
- माताजी दिल्ली जा रही है।
- पिताजी ने मुझे कल रात एक कहानी सुनाई।
- बारिश के मौसम में माता जी ने पकोड़े बनाए।

\* नीचे दिए गए चित्र को देखकर 8 से 10 वाक्य लिखें।



## Maths

### MATHEMATICS

Q1. Add or subtract as per given instructions. Then write the letter given above with its matching answers given below.

\_\_\_\_\_  
 \_\_\_\_\_  
 87780    59884    99896    98900    45213    88014    3855  
 74690    7221

G

$$\begin{array}{r} 85780 \\ +13120 \\ \hline \end{array}$$

E

$$\begin{array}{r} 73554 \\ -28341 \\ \hline \end{array}$$

I

$$\begin{array}{r} 24624 \\ +63156 \\ \hline \end{array}$$

I

$$\begin{array}{r} 5966 \\ -2111 \\ \hline \end{array}$$

N

$$\begin{array}{r} 23696 \\ +64318 \\ \hline \end{array}$$

M

$$\begin{array}{r} 48761 \\ +51135 \\ \hline \end{array}$$

A



$$\begin{array}{r} 23732 \\ +36149 \\ \hline \end{array}$$

S

$$\begin{array}{r} 8432 \\ -1211 \\ \hline \end{array}$$

U

$$\begin{array}{r} 62390 \\ +12300 \\ \hline \end{array}$$

Q2. Write the period, place and place value of underlined digit.

- (a) . 45,67, 908.    (b). 32, 87, 406

Q3. Write the expanded form in three different ways.

(I) 35, 07 ,374. (II). 21, 65, 004

Q4. Compare

a). 45,56,667 \_\_\_\_\_ 45,56 676

b). 34,85, 045 \_\_\_\_\_ 34,58 ,045

Q5. Compare the place value of three in the given numerals

43,56, 365

Q6. Write the number name for the numeral.

a). 34,56,908. b). 76,70,706

Q7 Encircled the number in which the place value 5 is 500.

(a) 5, 35,708. (b). 6,67,508. (c). 35,678. (d). 56,32,789

Q8. Write in standard form.

a). 200000+ 30000 + 4000 + 500+ 60 +8

b). 400000 +500 + 4

Q9. Find the difference between the largest number of 5- digits and smallest number of 6- digits.

Q10. Find the sum of the largest number of 5-digits and smallest number of 4-digits.

Q11. Add the following.

(a). 335 ; 3876 and 89,563

(b). 76 ; 87,456 and 6,356

Q12. Subtract and check your answer.

67,08,355 - 45 , 52 , 765

Q13 Find the difference between.

45,76,208 and 73 , 45 ,598

Q14. Fill in the blanks.

a) 23 + \_\_\_\_\_ = 45 + \_\_\_\_\_.

b). 36 + \_\_\_\_\_ =. 36

c). 86 - \_\_\_\_\_ =. 86

d). 90 + 0 = \_\_\_\_\_.

e) 56 - 0. = \_\_\_\_\_

f). 87 - \_\_\_\_\_ = 0

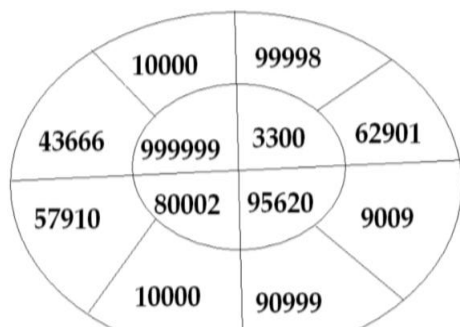
**Maths Activity :**

1. Draw an Indian place value chart on A4 sheet.

2. Draw the model of Abacus till thousands period.

3. Colour the chart using the colour mentioned in the table.

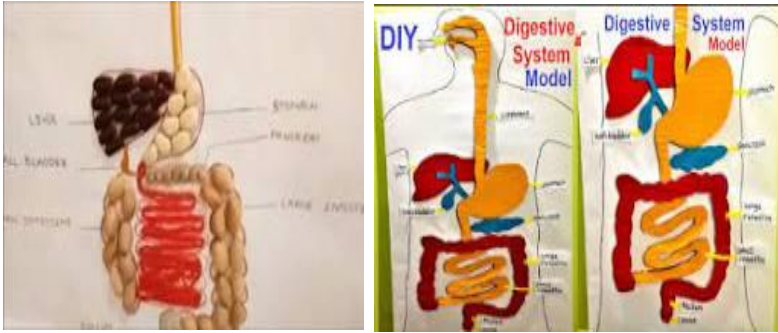
Yellow	Red	Orange
Three thousand three hundred.	90000+900+90+9	Nine thousand nine.
Predecessor of 95621	Successor of 62,900	Successor of largest 4 digit number
Eighty thousand two.	50000+7000+900+10+0	40000+3000+600+60+6
Greatest 6 digit number.	Smallest 5 digit number.	One less than greatest 5 digit number.



## SCIENCE

1. Make a model of the digestive System using clay ,thread ,stones, waste papers or any waste material available at home.

Here are some ideas



2.Revise

CH-1 MY BODY

CH-2 PLANTS

CH-3 FLOWERS AND FRUITS

And prepare In-between questions 10 each and write in small size notebook.

3. Activity- Denture making by clay modeling (Art integration activity) Students will bring peanuts, clay and a cardboard. They will use scissors to give different shapes to different types of teeth. And place them on cardboard in their respective place.



4. Complete your Notebook up to Ch-3 and Cover it properly.

### Social science

- ❖ Make an useful item with the help of waste material.
- ❖ Paste picture of different types of bridges in S.Sc. Notebook.
- ❖ Paste pictures of different type of occupations.
- ❖ learn all work done in book, notebook .
- ❖ Assignment do it in Ssc notebook.

#### **Fill ups-**

1. Navratri celebrated in \_\_\_\_\_state.
2. \_\_\_\_\_ festival celebrated in Kerala.
- 3.An ideal home should have \_\_\_\_\_ doors.

#### **Match the following -**

- |                  |                  |
|------------------|------------------|
| 1. Sunlight      | Louis Braille    |
| 2. Sign language | VD               |
| 3. Braille.      | Healing impaired |

### COMPUTER

1. Paste 4 pictures each of Input devices ,Output devices and Storage devices with names and proper categories in scrapbook.
2. Make any two pictures on Tux paint or paint and paste the picture in scrapbook.
3. Read chapter 1 and chapter 2.

### **General knowledge**

- Q1- What is the full form of D.A.V?
- Q2. Who was the founder of D.A.V?
- Q3. Who was the founder of Arya Samaj?
- Q4. In which state do you live?
- Q5. Who is the Chief Minister of Haryana?
- Q6. In which city do you live?
- Q7. How many states are there in India?
- Q8. Who is the Prime Minister of our country?
- Q9. Who is the President of our country?
- Q10. Who is the youngest Prime Minister of our country?
- Q11. How many spokes are there in Ashok Chakra?
- Q12. Name the International Airport of Delhi.
- Q13. Which is the Capital of India?
- Q14. Which is the Capital of Haryana?
- Q15. Which is the National Flower of India?

**NOTE: Do all these questions in Rs. 10/- notebook**

**NOTE: COMPLETE ALL WORK DONE IN THE BOOK.**