



# SUMMER VACATION



**JYANTI PRASAD DAV PUBLIC SCHOOL**  
GARHI JHANJHARA ROAD, GANAUR  
(UNDER THE DIRECT CONTROL OF DAV CMC, NEW DELHI)



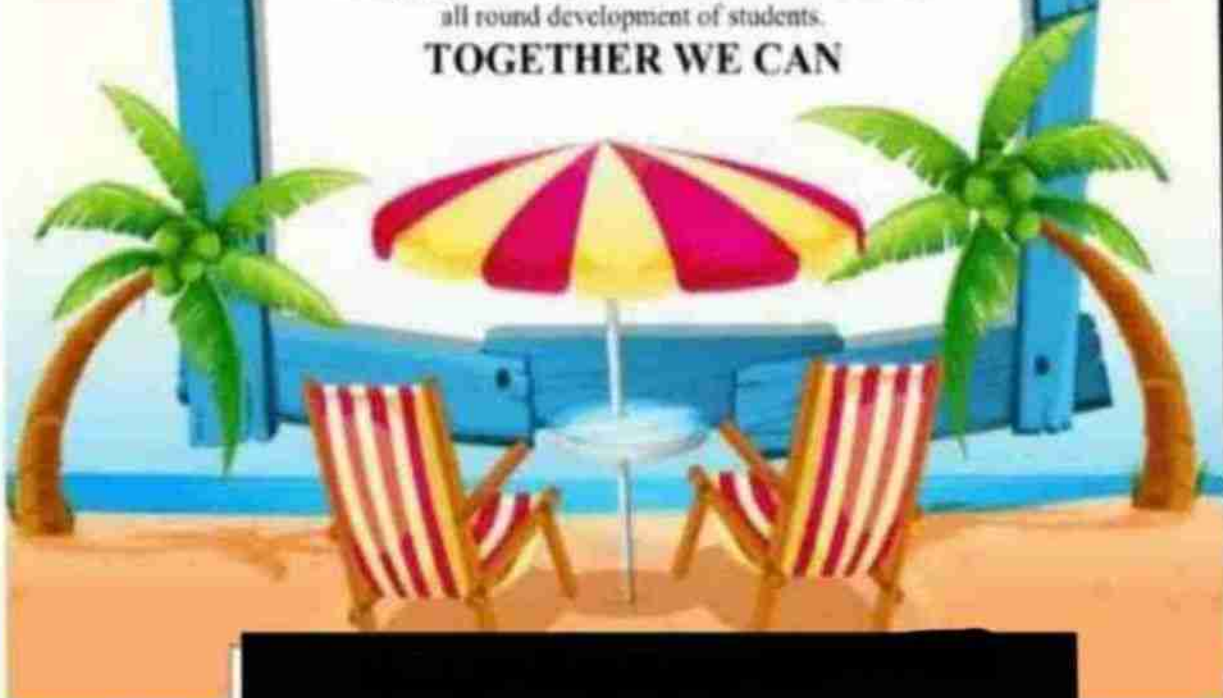
## 2026-27

*CLASS - I*

FOR ANY QUERY CONTACT: 0130-2450641

A fully English medium and the best school in area for  
all round development of students.

**TOGETHER WE CAN**



*As parents you are requested to keep a watchful eye on your children and stop them from engaging in :*

1. Excessive use of mobile phones.
2. Playing online games
3. Spending a lot of time alone away from family members.

Be Safe



*We're doing our homework to make sure we're prepared. - Gary Gait*

*Thomas A. Edison says "Genius is one percent inspiration and ninety-nine percent perspiration. As a result, a genius is often a talented person who has simply done all of his homework."*

**General Instructions:**

1. Do your Homework in a separate 3 in 1 notebook (classes 1 and 2) & cover it properly.
2. Do your Homework in separate 10 rs/- notebooks subject wise (classes 3 to 12) & cover it properly.
3. Mention your details on your holiday's homework.
4. Start your homework from very beginning of holidays to avoid stress and ensure high quality work as it has been assigned.
5. Dedicate a specific time each day on your homework.
6. Choose a dedicated area that is free from distraction to focus on your work.
7. Present your homework in a neat and logical manner.
8. Use clear handwriting, proper formatting and consistent spacing.

**Note:**

- *The best holiday homework of each class will be awarded.*
- *It is a part of internal assessment for the final examination.*

**WARM REGARDS**

**PRINCIPAL**

## ***Dear parents***

*We wish you a very happy and fruitful time with your children. Summer vacation is the most awaited time for the students as they want to play, enjoy and relish with their friends, neighbours and relatives. This is a time for them to stay away from the mundane schedule of daily life. They want to enjoy it in leaps and bounds. But we request you to keep their energy channelised. You should be a part of their enjoyment but time and again a check is required. Now it's your responsibility to make them stay connected with their studies along with fun and frolic & encourage them to do their homework in a neat and tidy manner.*

### ***Here are some of the suggested activities that you can do as a family:***

- 1. Prepare a well-being plan for self.*
- 2. Stick to routines or starting new ones.*
- 3. Get up and go to sleep at regular times.*
- 4. Help them explore new hobbies and interest.*
- 5. Do karaoke, read, solve puzzles, play board games, etc.*
- 6. Keep a gratitude journal. Writing down three things you are grateful for every day. Congratulate yourself and others on having a "MEGA DAY".*
- 7. Take out time for Reading, Music, Dance, Singing, and Laughing.*
- 8. Set Challenges- Encourage each other to take up new activities and complete them.*
- 9. Be Creative with Space- Find a corner in the house and allow yourself and your children to decorate it.*
- 10. Involve your children in household activities also.*
- 11 Learn foreign languages through online courses available.*
- 12. Take them for outing to place of their interest & let them explore the world.*
- 13. Communicate with your children and let them know you fully.*

## ENGLISH

1. ENGLISH READER - CH- 1 TO 7 – Learn New words, Back Exercise
2. Learn and write question answer.
3. ENGLISH PRACTICE BOOK - Revise all pages and concept done till date.
4. Do worksheet -1,2,3,4
5. Paste pictures of ee ,ll, oo sound words in **Scrap book**.

## HINDI

1. भाषा माधुरी - पाठ - 1 से 6 का पढ़कर अभ्यास करो व पाठ - 1 से 6 के प्रश्न उत्तर व कठिन शब्द लिखकर याद करें।
2. आ, इ, ई, उ (ा, ि, ी, उ) मात्रा के 10-10 □□□□ □□□□□□□□□□ □□□□□□□□ कॉपी में लिखकर अभ्यास करें।
3. Do worksheet- 5,6,7,8

## MATHS

1. Write and learn tables 2 to 9. (2 times)
2. Write and learn Number names 1 to 20. (2 times)
3. Do worksheet- 9,10,11,12

### Activity

Draw a number line on a A-4 sheet and laminate it.

## **EVS**

- 1. Write and learn Q/Ans. of Ch-1,2,3**
- 2. Learn book exercise of ch-1,2,3**
- 3. Do worksheet- 13,14,15,16**
- 4. Paste any 5 SENSE ORGAN, 5 HEALTHY FOOD and 5 JUNK FOODS pictures in Scrap book.**

## **MORAL EDUCATION**

**Read ch-1,2,3 and 4**

## **G.K.**

**Learn assignment -1 to 5**

## **DRAWING**

- 1 Step by step: Complete pg- 39,40**

- 2 Project work**

**Father's Day is observed on the third Sunday of June. It honours all fathers, grandfathers and father figure for their contribution. So, on this Father's Day**

- a. Prepare any one greeting card.**
- b. Write your own little message on the card.**
- c. Gift this to your father on Father's Day.**

Look and Write – 'ee' Phonic 5 letter words



\_\_\_\_\_

\_\_\_\_\_

\_\_\_\_\_



\_\_\_\_\_

\_\_\_\_\_

\_\_\_\_\_



\_\_\_\_\_

\_\_\_\_\_

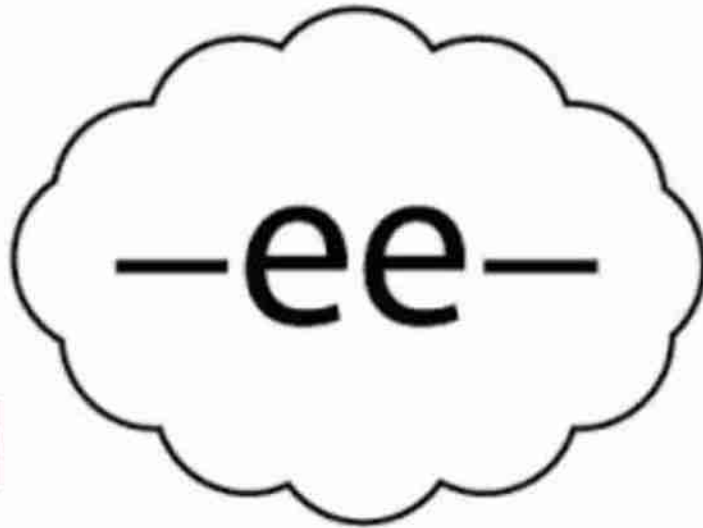
\_\_\_\_\_



\_\_\_\_\_

\_\_\_\_\_

\_\_\_\_\_



\_\_\_\_\_

\_\_\_\_\_

\_\_\_\_\_



\_\_\_\_\_

\_\_\_\_\_

\_\_\_\_\_



\_\_\_\_\_

\_\_\_\_\_

\_\_\_\_\_



\_\_\_\_\_

\_\_\_\_\_


\_\_\_\_\_

## Short 'oo' Phonics Sound

Match each word to the correct picture



foot



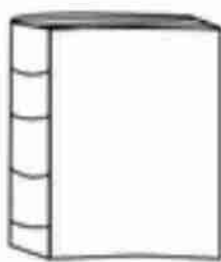
book



cook



look



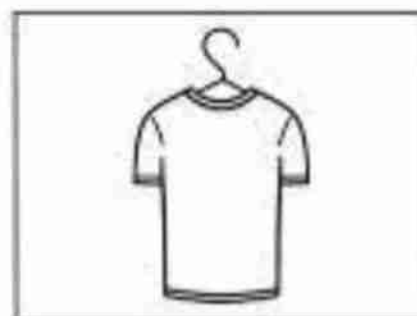


hook

wood



## Sh Words

Cut out the words. Then glue them to the correct picture.



shark

fish

crash

wash

shirt

shoes

# "OO" Words

Name: \_\_\_\_\_



b \_ \_ \_ t



b \_ \_ \_ k



f \_ \_ \_ d



t \_ \_ \_ l s



m \_ \_ \_ n

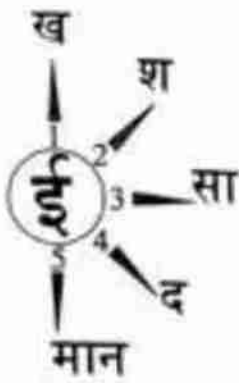


s p \_ \_ \_ n



# ई की मात्रा

गोले में दिए गए अक्षर को बाहर दिए गए अक्षरों के साथ जोड़कर शब्द बनाओ।

1. 

1. ईख
2. \_\_\_\_\_
3. \_\_\_\_\_
4. \_\_\_\_\_
5. \_\_\_\_\_



2. 

1. कीट
2. \_\_\_\_\_
3. \_\_\_\_\_
4. \_\_\_\_\_
5. \_\_\_\_\_

6. 

1. चील
2. \_\_\_\_\_
3. \_\_\_\_\_
4. \_\_\_\_\_
5. \_\_\_\_\_

3. 

1. खीर
2. \_\_\_\_\_
3. \_\_\_\_\_
4. \_\_\_\_\_
5. \_\_\_\_\_

7. 

1. छीका
2. \_\_\_\_\_
3. \_\_\_\_\_
4. \_\_\_\_\_
5. \_\_\_\_\_

4. 

1. गीला
2. \_\_\_\_\_
3. \_\_\_\_\_
4. \_\_\_\_\_
5. \_\_\_\_\_

8. 

1. जीरा
2. \_\_\_\_\_
3. \_\_\_\_\_
4. \_\_\_\_\_
5. \_\_\_\_\_



1. नीचे दिए गए गद्यांश को पढ़िए :

एक दिन नानी बाज़ार गयी | रेखा भी नानी के साथ गई | बाज़ार से नानी ने चार केले, दो सेब और जलेबी खरीदे | एक केला रमेश को दिया और एक केला सुरेश को दिया | केले मीठे-मीठे थे | सुरेश ने एक सेब खाया | रेखा ने जलेबी खायी |

क. सही उत्तर चुनिए :

केले

सुरेश

रेखा

जलेबी

सेब

मीठे-मीठे

(i)  नानी के साथ बाज़ार गई |

(ii) बाज़ार से नानी ने दो  खरीदे |

(iii) रमेश और सुरेश ने  खाए |

(iv) सेब  ने खाया |

(v) केले  थे |

नीचे दिए गए चित्र को पहचानकर खाली स्थान में उत्तर लिखिए  
और चित्र में रंग भरिए :-

1.

छाया  
शुद्ध  
पेड़  
फल  
मित्र




1. यह एक ..... है ।
2. पेड़ हमें ..... देता है ।
3. यह हवा को ..... करता है ।
4. पेड़ों से हमें तरह-तरह के ..... मिलते हैं ।
5. पेड़ हमारे ..... हैं ।

# लिंग

लिंग बदलो - (जैसे : दादा-दादी।)



लड़का - \_\_\_\_\_  
नाना - \_\_\_\_\_  
चाचा - \_\_\_\_\_  
मामा - \_\_\_\_\_  
आदमी - \_\_\_\_\_  
मुर्गा - \_\_\_\_\_  
घोड़ा - \_\_\_\_\_



सही जोड़ी मिलाइए।

राजा

देव

भाई

काका

शेर

मोर

बकरा

मोरनी

बकरी

शेरनी

देवी

काकी

रानी

बहन



Fill in the missing numbers.

25	28	26	29	27					
----	----	----	----	----	--	--	--	--	--

42	47	52	57	62					
----	----	----	----	----	--	--	--	--	--

66	64	62	60	58					
----	----	----	----	----	--	--	--	--	--

81	80	83	82	85					
----	----	----	----	----	--	--	--	--	--

39	41	43	45	47					
----	----	----	----	----	--	--	--	--	--

16	20	19	23	22					
----	----	----	----	----	--	--	--	--	--

Q1 - Put the correct symbol (<, >, =) for each of them.

<i>&gt; is greater than</i>	<i>&lt; is less than</i>	<i>= is equal to</i>
-----------------------------	--------------------------	----------------------

1) 9 \_\_\_ 7

11) 20 \_\_\_ 30

2) 12 \_\_\_ 5

12) 13 \_\_\_ 11

3) 14 \_\_\_ 14

13) 10 \_\_\_ 17

4) 11 \_\_\_ 15

14) 22 \_\_\_ 22

5) 12 \_\_\_ 13

15) 12 \_\_\_ 19

6) 17 \_\_\_ 8

16) 30 \_\_\_ 10

7) 10 \_\_\_ 14

17) 60 \_\_\_ 50

8) 16 \_\_\_ 16

18) 50 \_\_\_ 70

9) 20 \_\_\_ 16

19) 23 \_\_\_ 27

10) 14 \_\_\_ 18

20) 29 \_\_\_ 21

## DODGING TABLES

$2 \times 4 = \underline{\hspace{2cm}}$

$3 \times 7 = \underline{\hspace{2cm}}$

$5 \times 6 = \underline{\hspace{2cm}}$

$3 \times 8 = \underline{\hspace{2cm}}$

$10 \times 7 = \underline{\hspace{2cm}}$

$2 \times 9 = \underline{\hspace{2cm}}$

$5 \times 4 = \underline{\hspace{2cm}}$

$2 \times 5 = \underline{\hspace{2cm}}$

$5 \times 8 = \underline{\hspace{2cm}}$

$3 \times 9 = \underline{\hspace{2cm}}$

$2 \times 7 = \underline{\hspace{2cm}}$

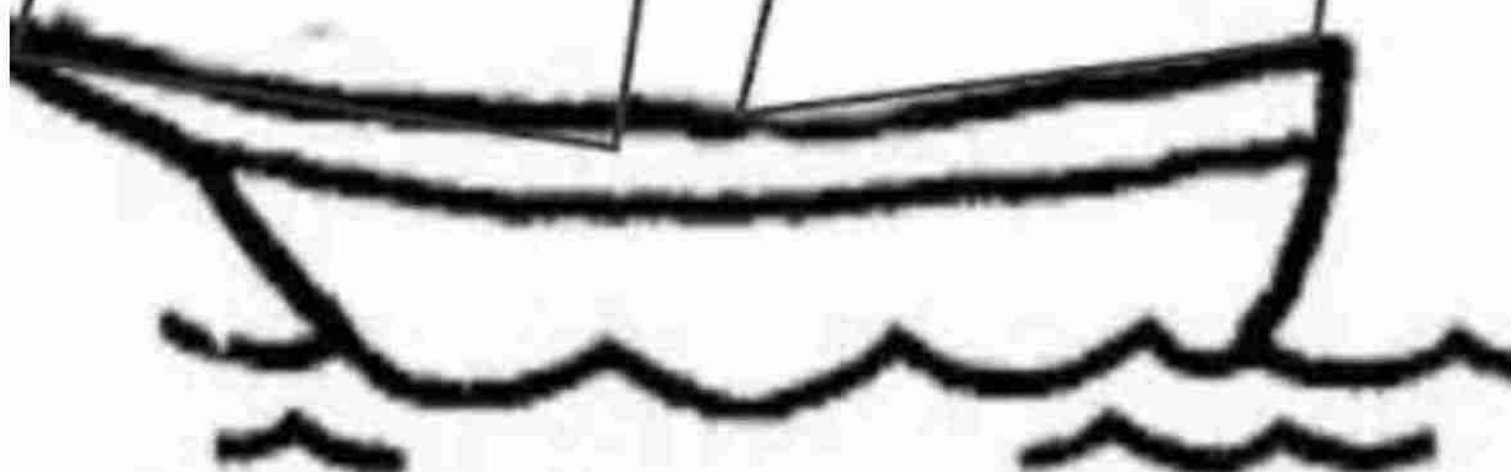
$5 \times 3 = \underline{\hspace{2cm}}$

$3 \times 4 = \underline{\hspace{2cm}}$


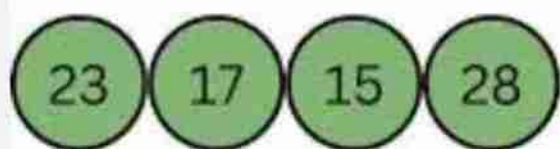

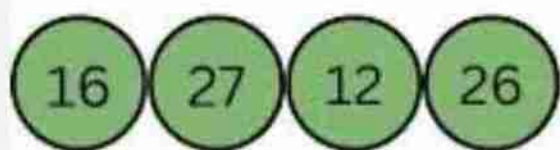
$10 \times 8 = \underline{\hspace{2cm}}$

$2 \times 2 = \underline{\hspace{2cm}}$

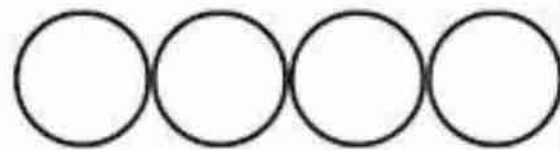
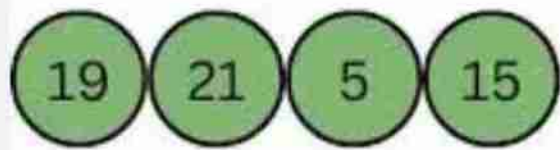



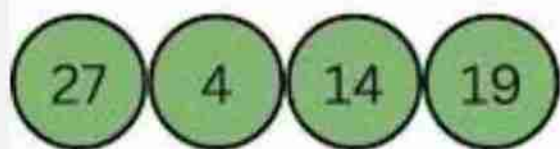
$3 \times 6 = \underline{\hspace{2cm}}$



Write the numbers from biggest to smallest.

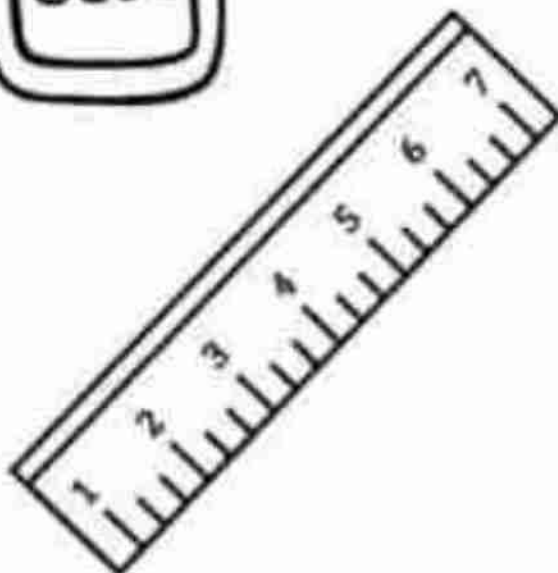




Explora Learn


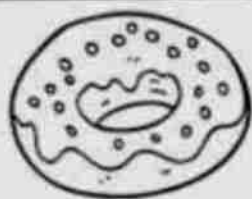


# KEEPING MY BODY CLEAN

Color the pictures that helps you to clean your body.

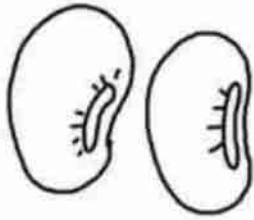


# My Healthy Food Plate



## Choose And Color In Healthy Food

Max are learning about healthy eating habits. Help them by coloring the healthy food items.



beans



fries



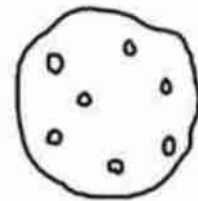
strawberry



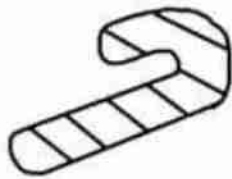
candy



carrot



cookie



candy cane



soda



fis



broccoli



avocado



cake



# The Five Senses

## The Five Senses

Cut and paste the words that matches the correct action for each body part.

We  with our




We  with our




We  with our



We  with our



We  with our



listen

see

touch

taste

smell

