

A vibrant summer-themed poster for a school holiday homework assignment. The background is a bright blue sky with a large, smiling sun on the left and a fluffy white cloud on the right. The title 'SUMMER VACATION' is written in large, bold, blue capital letters across the top. Below the title, a blue wooden frame holds a white sign. The sign contains the school's name, 'JYANTI PRASAD DAV PUBLIC SCHOOL', its address 'GARHI JHANJHARA ROAD, GANAU', and its affiliation '(UNDER THE DIRECT CONTROL OF DAV CMC, NEW DELHI)'. It also specifies the 'HOLIDAYS' HOMEWORK' for 'SESSION 2025-26' and 'CLASS -I'. A contact number '0130-2450641' is provided for queries. Below the sign, the text 'A fully English medium and the best school in area for all round development of students.' and 'TOGETHER WE CAN' are displayed. The bottom of the poster features a beach scene with two palm trees, a striped beach umbrella, and two striped lounge chairs. A black banner at the very bottom states the duration: 'FROM 1 JUNE, 2025 TO 30 JUNE, 2025'.

SUMMER VACATION

 **JYANTI PRASAD DAV PUBLIC SCHOOL**
GARHI JHANJHARA ROAD, GANAU
(UNDER THE DIRECT CONTROL OF DAV CMC, NEW DELHI) 

HOLIDAYS' HOMEWORK
SESSION 2025-26
CLASS -I

FOR ANY QUERY CONTACT: **0130-2450641**

A fully English medium and the best school in area for
all round development of students.
TOGETHER WE CAN

FROM 1 JUNE, 2025 TO 30 JUNE, 2025

Dear parents

We wish you a very happy and fruitful time with your children. Summer vacation is the most awaited time for the students as they want to play, enjoy and relish with their friends, neighbours and relatives. This is a time for them to stay away from the mundane schedule of daily life. They want to enjoy it in leaps and bounds. But we request you to keep their energy channelised. You should be a part of their enjoyment but time and again a check is required. Now it's your responsibility to make them stay connected with their studies along with fun and frolic & encourage them to do their homework in a neat and tidy manner.

Here are some of the suggested activities that you can do as a family:

- 1. Prepare a well-being plan for self.*
- 2. Stick to routines or starting new ones.*
- 3. Get up and go to sleep at regular times.*
- 4. Help them explore new hobbies and interest.*
- 5. Do karaoke, read, solve puzzles, play board games, etc.*
- 6. Keep a gratitude journal. Writing down three things you are grateful for every day. Congratulate yourself and others on having a "MEGA DAY".*
- 7. Take out time for Reading, Music, Dance, Singing, and Laughing.*
- 8. Set Challenges- Encourage each other to take up new activities and complete them.*
- 9. Be Creative with Space- Find a corner in the house and allow yourself and your children to decorate it.*
- 10. Involve your children in household activities also.*
- 11 Learn foreign languages through online courses available.*
- 12. Take them for outing to place of their interest & let them explore the world.*
- 13. Communicate with your children and let them know you fully.*

As parents you are requested to keep a watchful eye on your children and stop them from engaging in :

- 1. Excessive use of mobile phones.*
- 2. Playing online games*
- 3. Spending a lot of time alone away from family members.*

Be Safe



We're doing our homework to make sure we're prepared. - Gary Gait

Thomas A. Edison says "Genius is one percent inspiration and ninety-nine percent perspiration. As a result, a genius is often a talented person who has simply done all of his homework."

General Instructions:

- 1. Do your Homework in a separate 3 in 1 notebook (classes 1 and 2) & cover it properly.*
- 2. Do your Homework in separate 10 rs/- notebooks subject wise (classes 3 to 12) & cover it properly.*
- 3. Mention your details on your holiday's homework.*
- 4. Start your homework from very beginning of holidays to avoid stress and ensure high quality work as it has been assigned.*
- 5. Dedicate a specific time each day on your homework.*
- 6. Choose a dedicated area that is free from distraction to focus on your work.*
- 7. Present your homework in a neat and logical manner.*
- 8. Use clear handwriting, proper formatting and consistent spacing.*

Note:

- The best holiday homework of each class will be awarded.*
- It is a part of internal assessment for the final examination.*

WARM REGARDS

PRINCIPAL

ENGLISH

1. **ENGLISH READER - CH- 1 TO 7** – Learn New words, Back Exercise
2. Learn and write question answer.
3. **ENGLISH PRACTICE BOOK** - Revise all pages and concept done till date.
4. Do worksheet -1,2,3,4
5. Paste pictures of ee ,ll, oo sound words in **Scrap book**.

HINDI

1. भाषा माधुरी - पाठ - 1 से 6 का पढ़कर अभ्यास करो व पाठ - 1 से 6 के प्रश्न उत्तर व कठिन शब्द लिखकर याद करें।
2. आ, इ, ई, उ (ा, ि, ी, ु) मात्रा के 10-10 □□□□ □□□□□□□□ □□□□□□□□ कॉपी में लिखकर अभ्यास करें।
3. Do worksheet- 5,6,7,8

MATHS

1. **Write and learn tables 2 to 9. (2 times)**
2. **Write and learn Number names 1 to 20. (2 times)**
3. **Do worksheet- 9,10,11,12**

Activity

Draw a number line on a A-4 sheet and laminate it.

EVS

1. **Write and learn Q/Ans. of Ch-1,2,3**
2. **Learn book exercise of ch-1,2,3**
3. **Do worksheet- 13,14,15,16**
4. **Paste any 5 SENSE ORGAN, 5 HEALTHY FOOD and 5 JUNK FOODS pictures in **Scrap book**.**

MORAL EDUCATION

Read ch-1,2,3 and 4

G.K.

Learn assignment -1 to 5

DRAWING

- 1 **Step by step: Complete pg- 39,40**

2 Project work

Father's Day is observed on the third Sunday of June. It honours all fathers, grandfathers and father figure for their contribution. So, on this Father's Day

- a. Prepare any one greeting card.**
- b. Write your own little message on the card.**
- c. Gift this to your father on Father's Day.**

**JP DAV PUBLIC SCHOOL,
GARHI JHANJHARA ROAD
(GANAUR)**

SUMMER HOLIDAYS HOMEWORK

**CLASS – I
WORKSHEETS**

SESSION – 2025-26



NAME: _____

ENGLISH WORKSHEET

CLASS-I

WORKSHEET-1

Look at the picture given below and fill in the blanks with in, on, under-



1. The sun is _____ the sky.
2. The boy stands _____ the tree.
3. The apples are _____ the tree.
4. The fish is _____ the water.
5. The butterfly is _____ the bush.

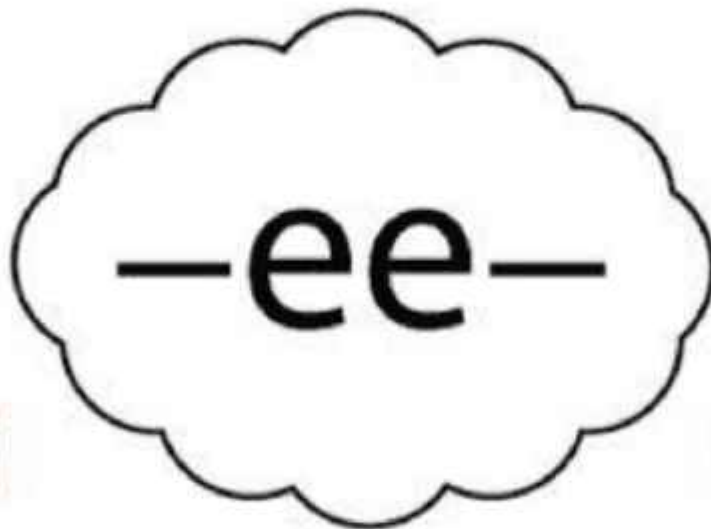
COLOUR THE GIVEN PICTURE

WORKSHEET-2

Look and write ee sound words with the help of help box, also fill the colours in pictures.

(greet, sweet, sleep, sheep, queen, teeth, wheel, sweep)

Look and Write – 'ee' Phonic 5 letter words



Colour the picture and do this comprehension after reading.

Tad the Cat

This is my cat. His name is Tad.
He likes his red mat. He likes to nap.
Tad naps on his red mat.



What does my cat like to do?

- A. Nap
- B. Run
- C. Hop

Where does my cat nap?

- A. On a Log
- B. On a Dog
- C. On a Mat

My cat is named:

- A. Pat
- B. Tad
- C. Lad

What color is my cat's mat?

- A. Blue
- B. Green
- C. Red

OO Words

Use the word bank to fill in the blanks.

Word Bank:

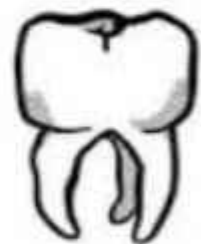
scoop
pool

hoot
balloon

roof
broom

tooth
spoon

root



WRITE OO SOUND WORDS HERE.

नाम - _____

दिनांक _____

लिंग

लिंग बदलो - (जैसे : दादा-दादी।)



लड़का - _____
 नाना - _____
 चाचा - _____
 मामा - _____
 आदमी - _____
 मुर्गा - _____
 घोड़ा - _____



सही जोड़ी मिलाइए।

राजा
 देव
 भाई
 काका
 शेर
 मोर
 बकरा

मोरनी
 बकरी
 शेरनी
 देवी
 काकी
 रानी
 बहन



रचनात्मक लेखन



आओ सीखें लिखना!

नीचे दिए गए वाक्यों को ध्यान से पढ़ो और समझो—
सेब

- (क) यह एक सेब है।
- (ख) सेब मीठा होता है।
- (ग) सेब का जूस भी पी सकते हैं।
- (घ) सेब का जैम (मुरब्बा) भी बनता है।
- (ङ) सेब खाकर हम स्वस्थ रहते हैं।
- (च) सेब सदा धोकर खाना चाहिए।



अब तुम लिखो—

नीचे दिए गए वाक्यों को ध्यान से पढ़ो और ऊपर की तरह इन वाक्यों को संकेतों की सहायता से पूरा करो—

आम

संकेत— धोकर, गरमी, मैंगो शेक, आम, फलों, मीठा

- (क) यह एक है।
- (ख) आम को का राजा कहते हैं।
- (ग) आम का स्वाद होता है।
- (घ) यह अधिकतर के मौसम में मिलता है।
- (ङ) इसे कर खाते हैं।
- (च) इससे जैम, आदि बनते हैं।



एक और अनेक

बच्चों आओ 'ए' की मात्रा लगाकर एक चीज़ से अनेक चीज़ें बनाते हैं।



एक

अनेक

केला



केले

1. बेटा



2. लड़का



3. ताला



4. तारा



5. सारा



6. हमारा



7. मेरा



8. जूता



9. गमला



PICTURE COMPREHENSION

नीचे दिए गए प्रश्नों के उत्तर लिखिए और चित्र में रंग भरिए।
Fill in the blanks and color the picture.



1. यह चित्र का है। (कक्षा / घर)
2. कक्षा में पढ़ा रहे हैं ? (अध्यापक/ अध्यापिका)
3. अध्यापक बोर्ड पर रहे हैं। (लिख / पढ़)
4. चित्र में बच्चे हैं ? (तीन / चार)
5. वे हैं। (उदास / खुश)

WORKSHEET-9

$$\begin{array}{r} 15 \\ + 10 \\ \hline \end{array}$$

$$\begin{array}{r} 13 \\ + 11 \\ \hline \end{array}$$

$$\begin{array}{r} 12 \\ + 10 \\ \hline \end{array}$$

$$\begin{array}{r} 14 \\ + 11 \\ \hline \end{array}$$

$$\begin{array}{r} 16 \\ + 13 \\ \hline \end{array}$$

$$\begin{array}{r} 15 \\ + 12 \\ \hline \end{array}$$

$$\begin{array}{r} 18 \\ + 11 \\ \hline \end{array}$$

$$\begin{array}{r} 16 \\ + 14 \\ \hline \end{array}$$

$$\begin{array}{r} 15 \\ + 15 \\ \hline \end{array}$$

Write the correct symbol ($<$, $>$ or $=$) for each item.

a. 43 _____ 23

j. 45 _____ 56

b. 51 _____ 93

k. 75 _____ 28

c. 81 _____ 45

l. 49 _____ 50

d. 19 _____ 71

m. 2 _____ 1

e. 14 _____ 54

n. 85 _____ 22

f. 16 _____ 11

o. 34 _____ 22

g. 49 _____ 91

p. 11 _____ 55

h. 13 _____ 1

q. 75 _____ 89















i. 33 _____ 77

r. 35 _____ 28

Number Names and Numerals

Count each object in the picture and write its numeral and number name. Colour the picture.



	4	Four			<input type="text"/>	
	<input type="text"/>				<input type="text"/>	
	<input type="text"/>				<input type="text"/>	
	<input type="text"/>				<input type="text"/>	
	<input type="text"/>				<input type="text"/>	
	<input type="text"/>				<input type="text"/>	
	<input type="text"/>				<input type="text"/>	

Place Value

Regroup - up to 99

73	=	<input type="text"/>	tens	+	<input type="text"/>	ones
95	=	<input type="text"/>	tens	+	<input type="text"/>	ones
23	=	<input type="text"/>	tens	+	<input type="text"/>	ones
48	=	<input type="text"/>	tens	+	<input type="text"/>	ones
54	=	<input type="text"/>	tens	+	<input type="text"/>	ones
60	=	<input type="text"/>	tens	+	<input type="text"/>	ones
98	=	<input type="text"/>	tens	+	<input type="text"/>	ones
87	=	<input type="text"/>	tens	+	<input type="text"/>	ones
11	=	<input type="text"/>	tens	+	<input type="text"/>	ones
63	=	<input type="text"/>	tens	+	<input type="text"/>	ones
59	=	<input type="text"/>	tens	+	<input type="text"/>	ones
28	=	<input type="text"/>	tens	+	<input type="text"/>	ones

Five Senses

Directions: Look at the pictures and write the names of senses under it from the box given below.



Sight Smell Taste Hear Touch



WORKSHEET-14

We must avoid just food always. You just need to circle.



tomatoes




broccoli



orange juice



ice cream




apples



pizza



carrots



milk



cake



grapes



watermelon

And just write 2 healthy foods.

1. _____

2. _____

WORKSHEET-15

GOOD HABITS

A. Fill in the blanks with the help of the given pictures.

1. Cut your  _____ once a week.
2.  _____ your teeth twice a day.
3. Take a  _____ every day
4. Clean your  _____ with a clean handkerchief.
5. Do  _____ dally.
6. Always drink clean  _____.
7. Wash your  _____ before and after meals.
8. Comb your  _____ properly.
9. Wash  _____ and  _____ before eating

Write any two good habits.

1. _____
2. _____

WORKSHEET-16

Do colour with beautiful combinations and make it more and more beautiful.



