

SUMMER VACATION



JYANTI PRASAD DAV PUBLIC SCHOOL
GARHI JHANJHARA ROAD, GANOUR
(UNDER THE DIRECT CONTROL OF DAV CMC, NEW DELHI)



HOLIDAYS' HOMEWORK

SESSION 2024-25

CLASS V

FOR ANY QUERY CONTACT: **0130-2450641**

A fully English medium and the best school in area for
all round development of students.

TOGETHER WE CAN

FROM JUNE 01, 2024 TO JUNE 30, 2024

Dear parents

We wish you a very happy and fruitful time with your children. Summer vacation is the most awaited time for the students as they want to play, enjoy and relish with their friends, neighbours and relatives. This is a time for them to stay away from the mundane schedule of daily life. They want to enjoy it in leaps and bounds. But we request you to keep their energy channelised. You should be a part of their enjoyment but time and again a check is required. Now it's your responsibility to make them stay connected with their studies along with fun and frolic & encourage them to do their homework in a neat and tidy manner.

Here are some of the suggested activities that you can do as a family:

- 1. Prepare a well-being plan for self.*
- 2. Stick to routines or starting new ones.*
- 3. Get up and go to sleep at regular times.*
- 4. Help them explore new hobbies and interest.*
- 5. Do karaoke, read, solve puzzles, play board games, etc.*
- 6. Keep a gratitude journal. Writing down three things you are grateful for every day. Congratulate yourself and others on having a "MEGA DAY".*
- 7. Take out time for Reading, Music, Dance, Singing, and Laughing.*
- 8. Set Challenges- Encourage each other to take up new activities and complete them.*
- 9. Be Creative with Space- Find a corner in the house and allow yourself and your children to decorate it.*
- 10. Involve your children in household activities also.*
- 11 Learn foreign languages through online courses available.*
- 12. Take them for outing to place of their interest & let them explore the world.*
- 13. Communicate with your children and let them know you fully.*

As parents you are requested to keep a watchful eye on your children and stop them from engaging in :

- 1. Excessive use of mobile phones.*
- 2. Playing online games*
- 3. Spending a lot of time alone away from family members.*

Be Safe



We're doing our homework to make sure we're prepared. - Gary Gait

Thomas A. Edison says "Genius is one percent inspiration and ninety-nine percent perspiration. As a result, a genius is often a talented person who has simply done all of his homework."

General Instructions:

- 1. Do your Homework in a separate 3 in 1 notebook (classes 1 and 2) & cover it properly.*
- 2. Do your Homework in separate 10 rs/- notebooks subject wise (classes 3 to 12) & cover it properly.*
- 3. Mention your details on your holiday's homework.*
- 4. Start your homework from very beginning of holidays to avoid stress and ensure high quality work as it has been assigned.*
- 5. Dedicate a specific time each day on your homework.*
- 6. Choose a dedicated area that is free from distraction to focus on your work.*
- 7. Present your homework in a neat and logical manner.*
- 8. Use clear handwriting, proper formatting and consistent spacing.*

Note:

- The best holiday homework of each class will be awarded.*
- It is a part of internal assessment for the final examination.*

WARM REGARDS

PRINCIPAL

ENGLISH

1. Read the topic ' I wish I Were.....!' given on pages: 26 to 27 (READER BOOK) and make a list of Noun, Pronoun, Verb and Adverb , like – given below:

Noun Pronoun Verb Adverb

2. Write and learn this worksheet of synonym and antonym and paste in your notebook.

SYNONYMS (the same)	ANTONYMS (the opposite)
Amazing > Wonderful	Slow > Fast
Calm > Peaceful	Beautiful > Ugly
Scared > Afraid	Smart > Dumb
Wrong > Incorrect	Alive > Dead
Unhappy > Miserable	Major > Minor
Strange > Peculiar	Narrow > Wide
Quiet > Silent	Rare > Common
Ugly > Hideous	Past > Present
Slow > Leisurely	Messy > Neat
Popular > Well-liked	Never > Always

3. Do you love your papa? If yes , take a print out of this worksheet and encircle with the qualities of your father and be grateful to him for his selfless love, care and all time support in your life.

DAD Best Dad Ever! **WE ♥ U**

F	P	L	K	A	T	Q	J	E	P	B	L
J	O	K	E	I	M	I	D	U	D	E	O
F	J	C	I	J	N	E	X	A	Q	S	V
G	I	F	T	D	C	D	X	B	D	T	E
G	D	O	H	X	A	L	V	H	G	I	E
F	H	T	U	I	E	U	U	K	J	F	X
W	E	E	G	C	F	A	M	I	L	Y	H
K	I	M	R	F	A	A	V	F	B	N	N
Z	N	M	V	O	H	R	P	I	H	B	N
G	R	A	N	D	P	A	D	X	E	M	W
X	F	X	F	U	N	N	Y	P	L	A	Z
D	W	T	T	P	L	A	Y	S	P	D	K

BEST
CARD
DAD
FAMILY
FIX



FUNNY
GIFT
GRANDPA
HELP
HERO

HUG
JOKE
KIND
LOVE
PLAY



{a}

© Puzzle Cheer

4. Make a beautiful chart of Phobias (fear) and Manias (interests) with Pictures and Emojis.
5. Read unit-2 Part : B(The Boy Who Borrowed) on Page: 36-40 in Reader Book and answer the following questions:
 - i) Read the extract and answer the following questions :

‘ I don’t belong to Benny. I belong to John. I’ve got his name inside me.’

 - a) Who said these words to whom?
 - b) Where was the book stuck?
 - c) Write the synonym of belong.
 - ii) Complete the lines:
 - a) He handed them back _____ and said , I’m sorry.
 - b) He loved me very much and read _____.
6. Learn full syllabus done in the class till now.

हिंदी

* सभी कार्य अलग कॉपी (रू०10) में करें |

1. नानी जी को गर्मी की छुट्टियों के बारे में बताते हुए एक अनौपचारिक पत्र लिखिए।

2. विशेषण शब्दों से वाक्य पूरा कीजिए -

राम _____ लड़का है। मुझे _____ रंग की शर्ट पसंद है। मुझे क्रिकेट खेलना बहुत _____ लगता है। क्रिकेट के मैच में _____ टीम होती है। मेरी माँ बहुत _____ खाना बनाती हैं। मेरी बहन पढ़ने में _____ है। संतरा खाने में _____ है। अंगूर _____ हैं। आसमान में _____ बादल छा गए। पेड़ के पत्ते _____ हैं। हमारे घर के सामने एक _____ पहाड़ है।

3. रोजमर्रा प्रयोग में आने वाले तीन शब्दों से प्रतिदिन वाक्य बनाइए |


4. संज्ञा, सर्वनाम, क्रिया या विशेषण में से किसी एक विषय पर गतिविधि तैयार कीजिए। (आप इस गतिविधि को ए4 पेपर या चार्ट पेपर पर बना सकते हैं।)



आप इस तरह की कोई भी गतिविधि बना सकते हैं।

5. दिए गए चित्रों को देखकर दो कहानियाँ लिखिए।

चित्र 1.



For more step by step drawing tutorials visit us at www.drawingtutorials101.com

चित्र 2.



भाषा अभ्यास पृष्ठ संख्या 15, 16, 24, 25, 29, 35 पुस्तक में करें।

6. अब तक का करवाया गया सम्पूर्ण कार्य याद करें |

Mathematics

Note : Do all this questions (1 to 15) in separate notebook.

1. Write the period , place , place value and face value of the underlined digit.

(I) 80,47,56,508

(ii) 204,089,369

2. Write the number name for

(1) 258,608,001

(2). 45 ,05 ,23 ,908

3. Find the difference of two sevens in the given numerals

376, 347 ,213

4. Find the LCM of 5 , 12 and 30.

5. Write the multiple of 8 between 32 & 56.

6. Is 45 a multiple of 45?

7. Find the difference between

63, 25,80,741 and. 98,27,05,009

8. Find the sum of the number 765432 and the number obtained by reversing it.

9. Write the period and corresponding place of a 8 digit number.

10. Find the product of the largest number of 4 -digits and the largest number of 3-digits.

11. Fill the following:

a). $4 \times 5 = 20$. : ____ is the ____ of 4 and 5.

b). $2 \times 4 \times 5 = 40$. \therefore 40 is the ____ of 2, 4 and 5.

Q.12 Subtract 34,56,76,235 from the sum of 45,63,87,405 and 32 ,65,12,231.

Q.13 write all the prime numbers between 1 and 50.

Q.14 Find the quotient and remainder.

$$9978956 \div 99$$

Q.15 The cost of 215 dolls is 456455 . Find the cost of one doll.

MATHS activity

Make place value chart according to both Indian and international systems on A4 sheets.

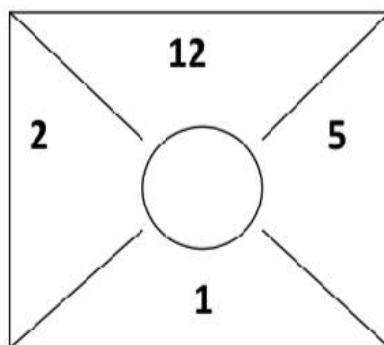
ACTIVITY

OBJECTIVE : To practice the four fundamental operations.

MATERIALS REQUIRED: A-4 size sheet, pencil, scale, sketch pens and colours.

PROCEDURE:

1. Make 5 number cards on a sheet.
2. You can add, subtract, multiply and divide.
3. Use all the four numbers on the card, but use each number only once.
4. The objective is to make 24.
5. Example :



$$12 \div 2 = 6$$

$$5 - 1 = 4$$

$$6 \times 4 = \underline{24}$$

Science

1) Make a poster on importance of forests and write down the harmful activities of humans suggest some ways by which we can stop and reverse the harmful effects.

2) Make a model showing process of Photosynthesis.

3) Take some seeds of wheat and moong dal soak them in water overnight and put them in soil record your observations . Record your observations with diagrams in the following manner.

Days	Observations	Diagrams of the seed/seedling/plant
Day 1		
Day 3		
Day 5		
Day 7		
Day 9		

4) Solve the crossword puzzle

Across

1. The process by which a seed produces a baby plant(11)

4. Important for plant growth(4)

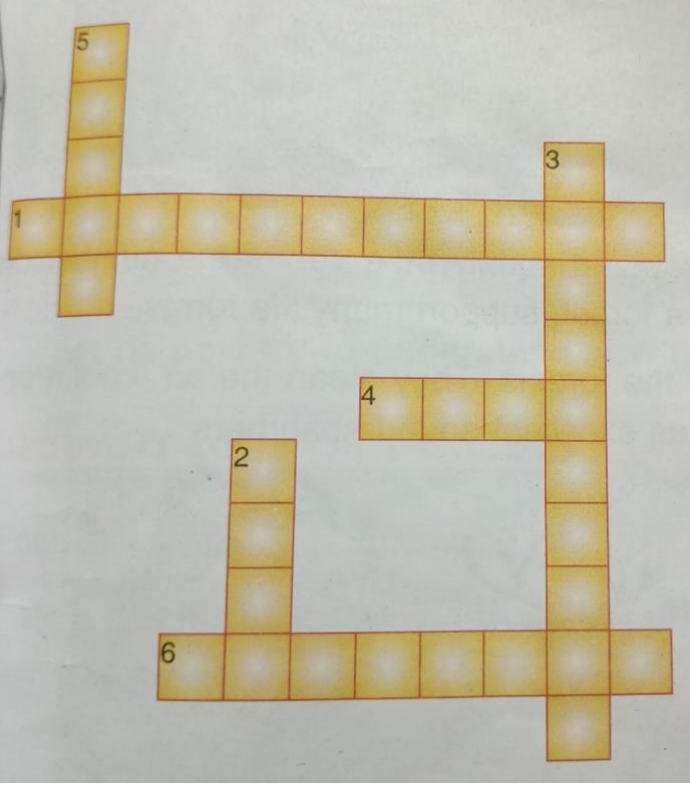
6. a young plant (8)

Down

2. A plant that grows from stem cuttings(4)

3. Store food for the baby plant(10)

5. Lotus seeds are dispersed by(5)



5) Read chapter 1 (My Body), Chapter 2 (Plants) and Chapter 3 (Forest) and form 10-15 internal question answers from each chapter.

6) Learn Chapter 1, 2 and 3

Social Science

- ❖ Make a card for a family member whom you want to thank. Mention the reason for your gratitude.
- ❖ Collect some leisure time activities and paste them in your fair notebook.
- ❖ Mention the work of any one NGO in improving community life.
- ❖ Complete page no- 8, 16, 34 and 65.
- ❖ Learn Chapter 2 to 4.

संस्कृत

नोट - स्मरणकार्यकारफउत्तरपुस्तिकामेंलिखकरअभ्यासकरेंऔरअशुद्धियोंकीजांचकरउन्हेंठीककरें।

- * पाठ 1 अभ्यास सहित याद करें।
- * शकानाम्, पशूनाम्, रंगानाम्खगानाम्, 1 से 25 तक संख्यावाची याद करें।
- * पठ्, गम्, लिख्, वद्, चल्, हस् धातु को याद करें।
- * पाठ्य पुस्तक से पेज नंबर 20, 24, 48, 65 पर दिए गए श्लोक याद करें और किन्हीं दो श्लोक को A4 साइज शीट पर अर्थ सहित लिखें।
- * पाठ्य पुस्तक में दिए गए पेज नंबर 61, 62, 63, 64 को संख्यावाची शब्दों के द्वारा पूरा करें।
- * पाठ्य पुस्तक में पेज नंबर 54 में रंगानाम् का मिलान करें।
- * 'इदम् अस्माकम्शरीरम्' पेज नंबर 66 को चार्ट पर बनाएं।

COMPUTER

1. Write difference between primary and secondary memory on scrapbook page. Page number 4 in book.
2. Read chapter 1 and chapter 2.
3. Write myself and my school on Word document and paste the picture in scrapbook.

